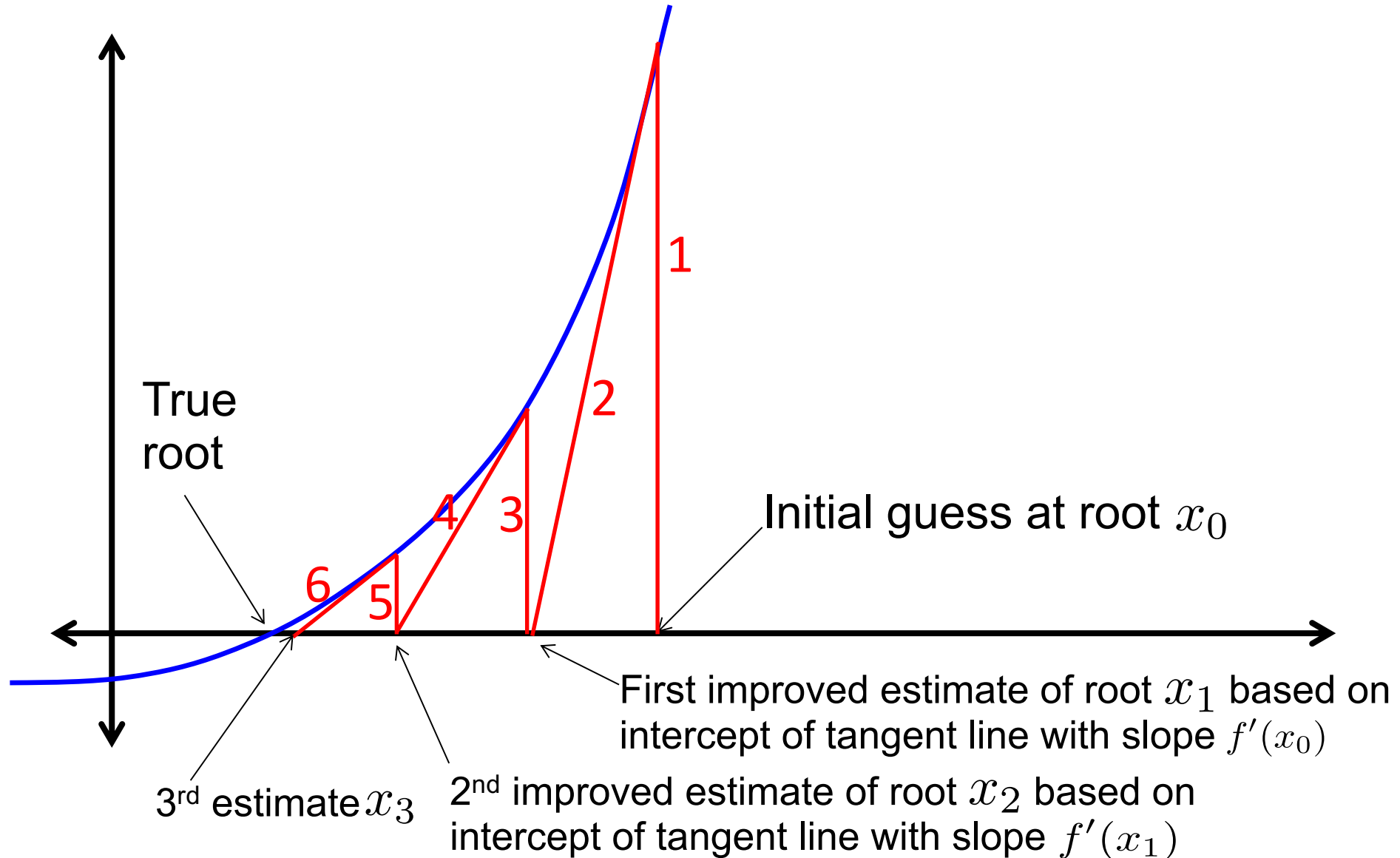


PHY604 Lecture 8

September 26, 2021

Review: Geometrical Interpretation of Newton-Raphson Iteration



Review: Pseudocode of Newton-Raphson Algorithm

- 1. Choose initial guess at the root (x_0), and the convergence tolerance (ϵ).
- 2. Loop through n up to a maximum number N_{\max} (exit and tell the user that the root finding has failed if it reaches N_{\max})
- 3. Make sure $f'(x) \neq 0$
- 4. Compute new estimate of root: $x_n \simeq x_{n-1} - \frac{f(x_{n-1})}{f'(x_{n-1})}$
- 5. Check convergence criteria:

$$|x_{n+1} - x_n| < \begin{cases} \epsilon|x_n|, & \text{when } |x_n| \neq 0 \\ \epsilon, & \text{when } |x_n| = 0 \end{cases}$$

Review: Summary of root-finding methods

- Bisection:
 - Robust (with appropriate initial guesses)
 - Slow, each iteration reduces error by a factor of two
 - Need to make sure root is within initial guesses
- Newton-Raphson:
 - Fast: often only takes a few iterations
 - Need to know derivative of function, and they must exist
 - Can diverge, e.g., in cases with small second derivatives
- Secant method
 - Similar convergence speed as NR method
 - Don't need analytical derivatives
 - Same divergence properties as NR method
 - Numerical derivatives may be noisy

Review: Differential equations (Newman Ch. 8)

- One of the major applications of computation to science and engineering is solving differential equations
 - Even for very simple-looking equations if they are “nonlinear,” they are difficult or impossible to solve analytically
- Classifications:
 - Initial value problems
 - Boundary value problems
 - Eigenvalue problems
- Often problems are described by **systems of coupled differential equations**
- As with the other topics, there are many different methods
 - We just want to see the basic ideas and popular methods

Review: Coupled systems of ODEs in vector notation

- In order to simplify the description of the second order Runge-Kutta algorithm we use the following vector notation to simplify the equations:

$$\mathbf{y} \equiv (y_1, y_2, y_3, \dots, y_N)$$

$$\mathbf{f} \equiv (f_1, f_2, f_3, \dots, f_N)$$

- Using this notation, the original set of ODEs is:

$$\frac{d\mathbf{y}}{dt} = \mathbf{f}(\mathbf{y}, t)$$

- In this notation Euler's method is:

$$\mathbf{y}^{n+1} = \mathbf{y}^n + \Delta t \mathbf{f}(\mathbf{y}^n, t^n)$$

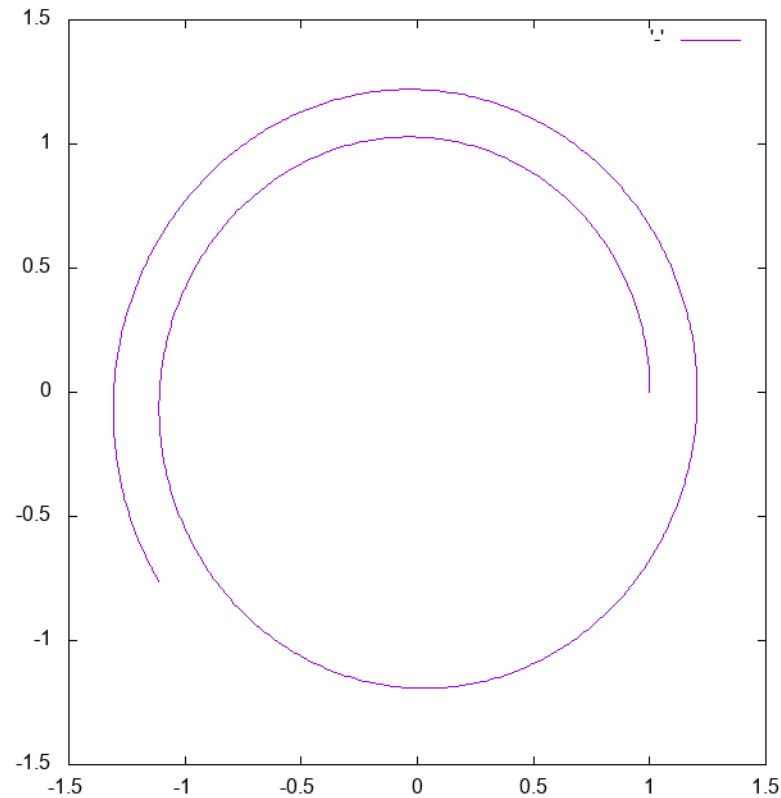
Today's lecture:

More on ordinary differential equations

- Orbit example for Euler method
- Runge-Kutta and adaptive RK method
- Beyond RK: Other methods for ODEs
 - Leapfrog/Verlet/modified midpoint
 - Bulirsch-Stoer Method
- Boundary Value problems
- Eigenvalue problems

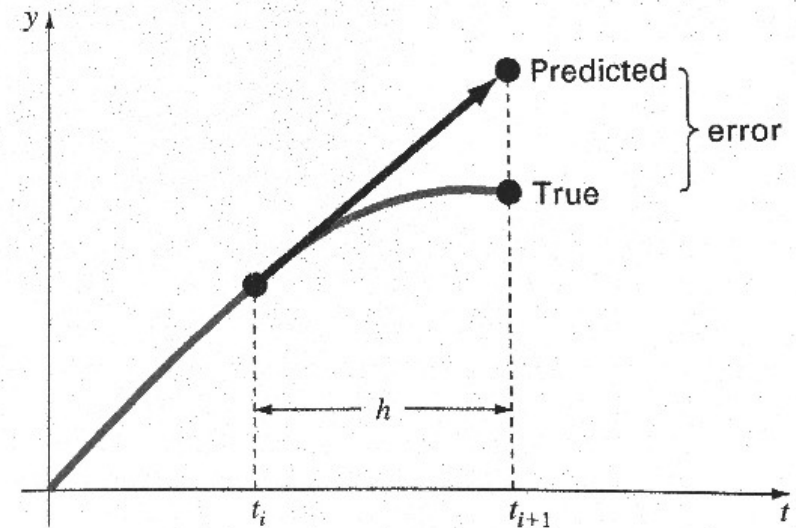
Example program for Euler orbit problem

- See `euler_orbit.ipynb`

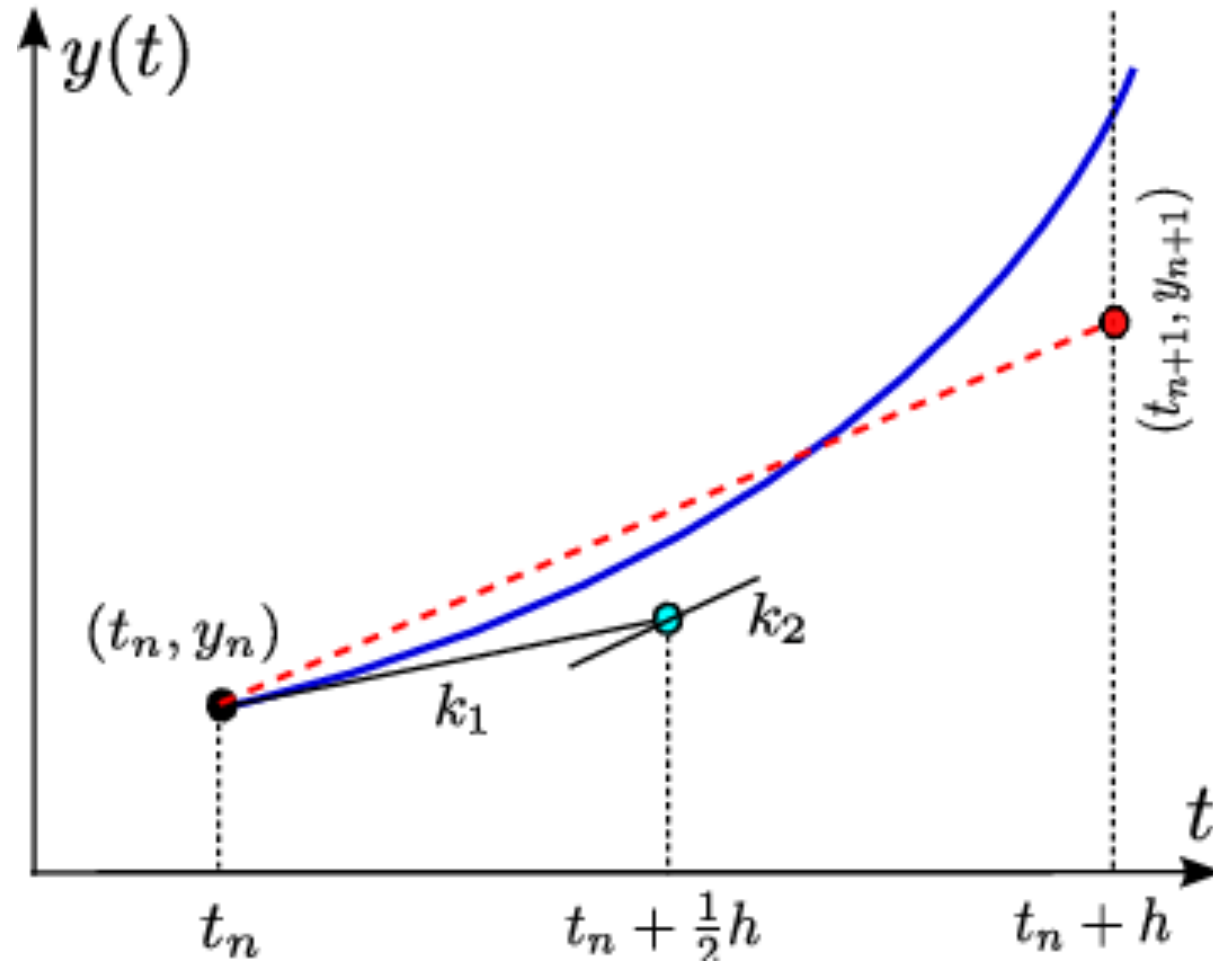


More accurate ODE numerical methods

- The problem with Euler's method is that the right-hand-side of the equations is evaluated at the beginning of the timestep
- The right-hand-side **usually changes over the course of each timestep** and we may be getting an inaccurate answer as a result
 - It would be better if we could evaluate the right-hand-side in the middle of the timestep.
 - However, we can't do that unless we know the solution in advance
- We could use higher-order finite differences, however this is not a common approach
- **Strategy:** Use Euler's method to estimate the solution at the midpoint of the timestep. And then use this estimate to evaluate the right-hand-side
- This is called a **second order Runge-Kutta method**



Second-order Runge-Kutta method



Second-order Runge-Kutta method

- Taylor expand around $t + 1/2 \Delta t$:

$$y(t + \Delta t) = y\left(t + \frac{1}{2}\Delta t\right) + \frac{1}{2}\Delta t \left. \frac{dy}{dt} \right|_{t + \frac{1}{2}\Delta t} + \frac{1}{8}\Delta t^2 \left. \frac{d^2y}{dt^2} \right|_{t + \frac{1}{2}\Delta t} + \mathcal{O}(\Delta t^3)$$

$$y(t) = y\left(t + \frac{1}{2}\Delta t\right) - \frac{1}{2}\Delta t \left. \frac{dy}{dt} \right|_{t + \frac{1}{2}\Delta t} + \frac{1}{8}\Delta t^2 \left. \frac{d^2y}{dt^2} \right|_{t + \frac{1}{2}\Delta t} - \mathcal{O}(\Delta t^3)$$

- Subtract the two expressions

$$y(t + \Delta t) = y(t) + \Delta t \left. \frac{dy}{dt} \right|_{t + \frac{1}{2}\Delta t} + \mathcal{O}(\Delta t^3)$$

$$= y(t) + \Delta t f\left(y\left(t + \frac{1}{2}\Delta t\right), t + \frac{1}{2}\Delta t\right) + \mathcal{O}(\Delta t^3)$$

 Need f evaluated at midpoint

Second-order Runge-Kutta method

- **Step 1:** Estimate change due of the right-hand side using Euler's method:

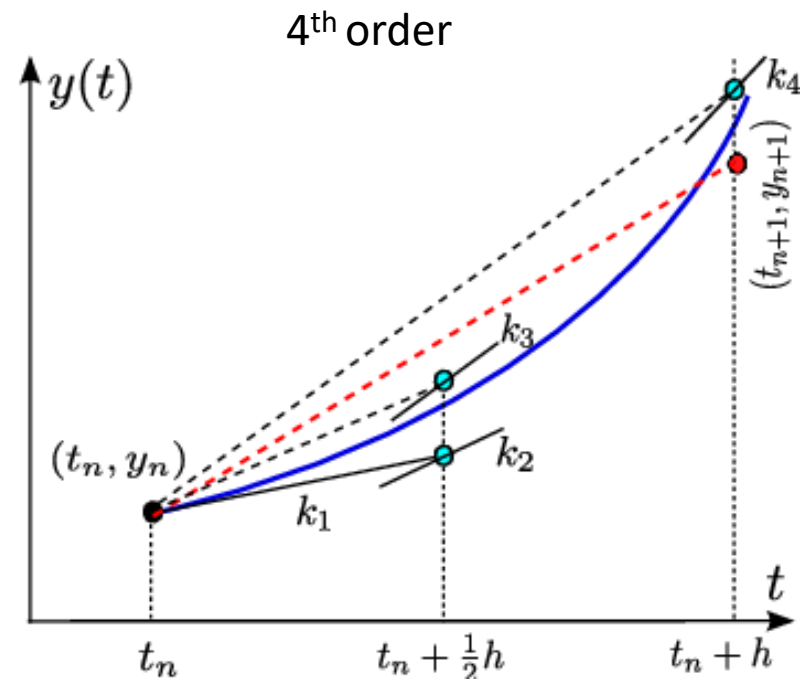
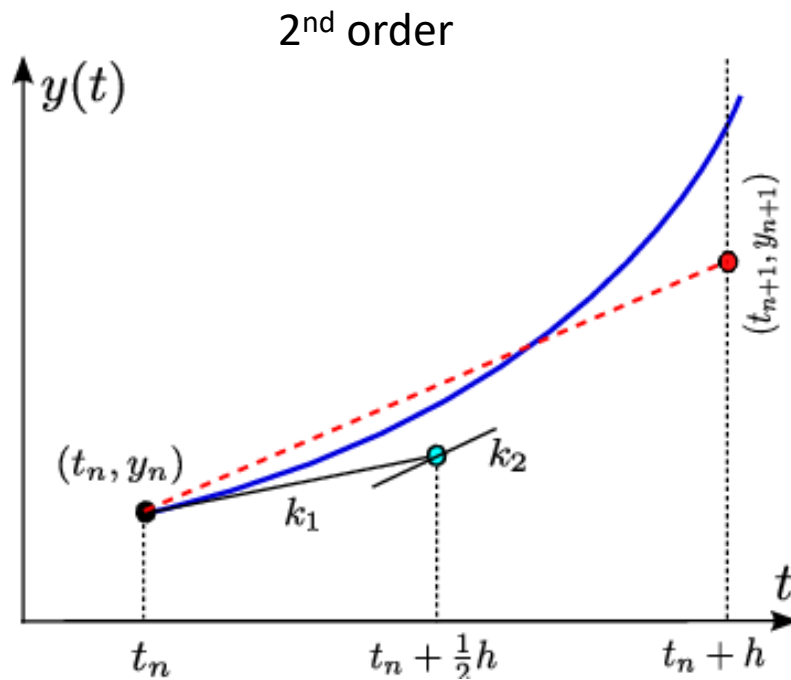
$$\mathbf{k}_1 = \Delta t \mathbf{f}(\mathbf{y}^n, t^n)$$

- **Step 2:** Use estimate to predict value of solution at midpoint of the timestep. Evaluate right hand side at midpoint:

$$\mathbf{y}^{n+1} = \mathbf{y}^n + \Delta t \mathbf{f}\left(\mathbf{y}^n + \frac{1}{2}\mathbf{k}_1, t^n + \frac{1}{2}\Delta t\right)$$

- See `rk2_orbit.f08`

Second and fourth-order Runge-Kutta methods



The fourth-order Runge-Kutta method

- In practice, the workhorse algorithm for first-order sets of ODEs is the **fourth-order Runge-Kutta** algorithm which (we state here without derivation)

- Step 1: $\mathbf{k}_1 = \Delta t \mathbf{f}(\mathbf{y}^n, t^n)$

- Step 2: $\mathbf{k}_2 = \Delta t \mathbf{f}\left(\mathbf{y}^n + \frac{1}{2}\mathbf{k}_1, t^n + \frac{1}{2}\Delta t\right)$

- Step 3: $\mathbf{k}_3 = \Delta t \mathbf{f}\left(\mathbf{y}^n + \frac{1}{2}\mathbf{k}_2, t^n + \frac{1}{2}\Delta t\right)$

- Step 4: $\mathbf{k}_4 = \Delta t \mathbf{f}(\mathbf{y}^n + \mathbf{k}_3, t^n + \Delta t)$

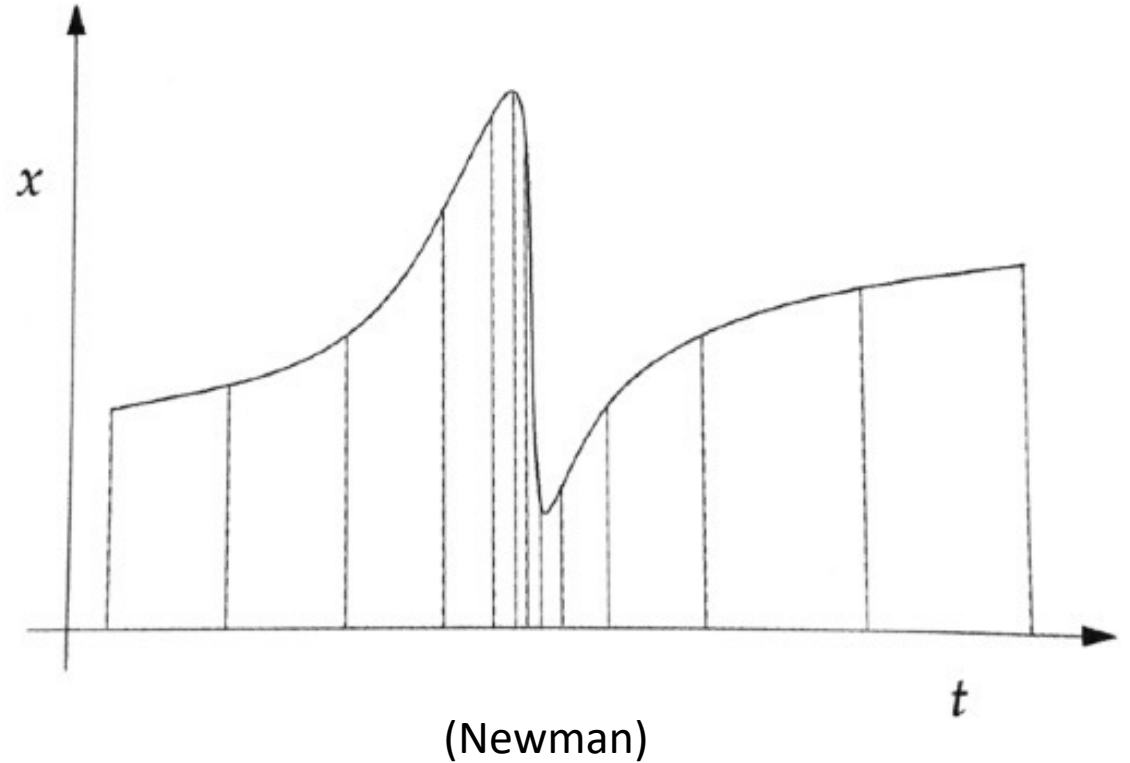
- Step 5: $\mathbf{y}^{n+1} = \mathbf{y}^n + \frac{1}{6} (\mathbf{k}_1 + 2\mathbf{k}_2 + 2\mathbf{k}_3 + \mathbf{k}_4)$

Runge-Kutta methods

- Euler method can be thought of as the first-order RK method
 - Accurate to first order in Δt , i.e., error is order Δt^2
- Second-order RK method accurate to Δt^2 , so error Δt^3
- Fourth-order RK method accurate to Δt^4 , so error Δt^5
 - By far the most common method for the numerical solution of ODEs
 - Balances accuracy and complexity
- **Quoted accuracies are for one step**, errors accumulate over the number of steps needed in the calculation, usually lose an order of accuracy (see Newman)

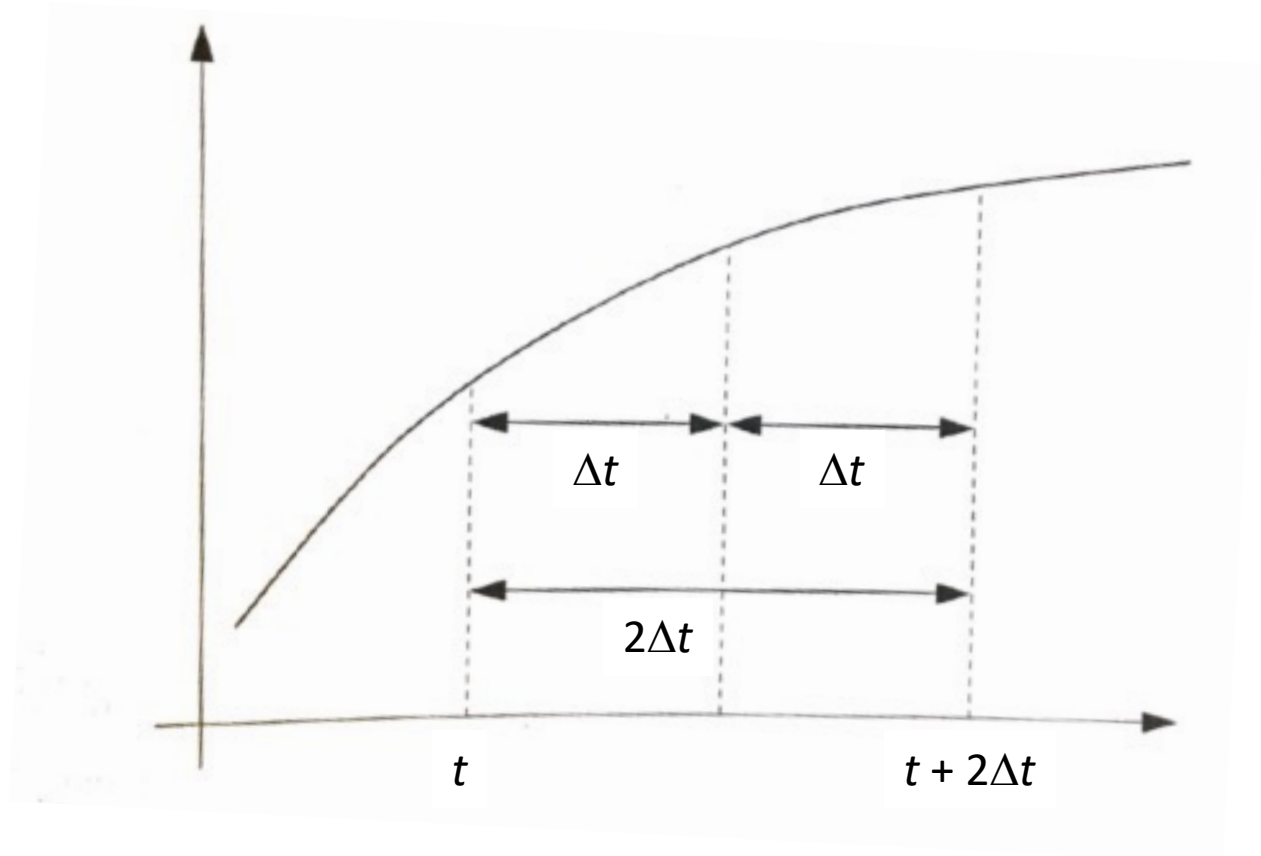
Adaptive step size

- So far, we have set by hand a constant step size Δt
- Often, we can get better results by varying the step size
 - Increase in regions where function varies rapidly, decrease where it varies slowly
- Approach: vary Δt so the error introduced per unit interval is roughly constant
 - First we need to estimate the error in the steps



Adaptive step size: Estimating the error

- 1. Choose initial (small) Δt
- 2. Use RK method to do two Δt steps of the solution
- 3. Go back to initial t and do an RK step with $2\Delta t$
- 4. Compare the results to estimate the error



Adaptive step size: Estimating the error

- True value of function related to estimate $y_{\Delta t}$:

$$y(t + 2\Delta t) = y_{\Delta t} + 2c\Delta t^5$$

- For doubled step size $y_{2\Delta t}$:

$$y(t + 2\Delta t) = y_{2\Delta t} + 32c\Delta t^5$$

- So per step error is:

$$\epsilon = c\Delta t^5 = \frac{1}{30}(y_{\Delta t} - y_{2\Delta t})$$

- Take δ to be the target accuracy per step. Then the step size necessary to get that accuracy is:

$$\Delta t' = \Delta t \sqrt[5]{\frac{30\delta}{|y_{\Delta t} - y_{2\Delta t}|}}$$

Adaptive step size: Complete approach

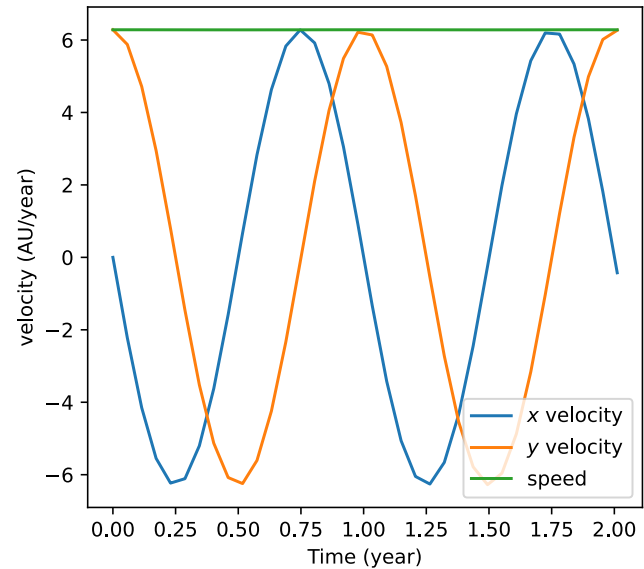
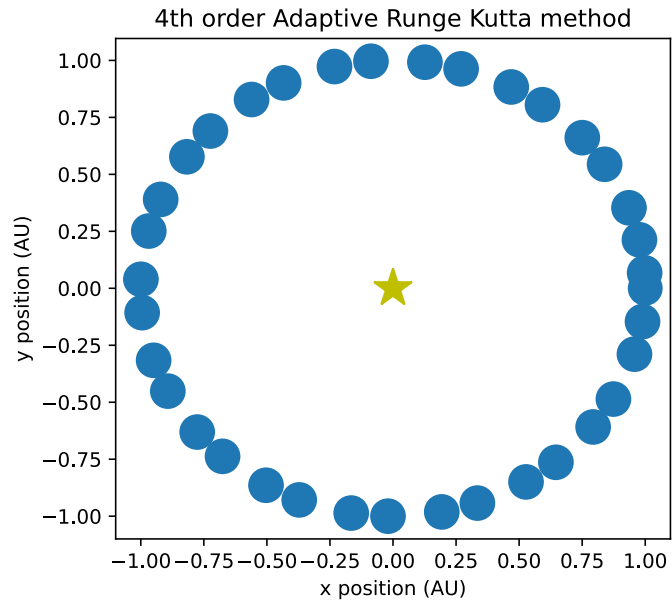
- 1. Choose initial Δt
- 2. Use RK method to do two Δt steps of the solution
- 3. Go back to initial t and do an RK step with $2\Delta t$
- 4. Compare the results to estimate the error
- 5. Calculate ideal step size $\Delta t'$
 - If $\varepsilon > \delta$, then redo the calculation with $\Delta t'$
 - If $\varepsilon < \delta$, take the results obtained using Δt and move on to time $t + \Delta t$. In the next iteration use $\Delta t'$ as the timestep
- Requires at least 3 RK steps for every two actually used, but usually results in an overall speedup for a given accuracy
- Usually limit how much $\Delta t'$ can differ from Δt (e.g., by less than a factor of two) in case the denominator happens to diverge

Example: Elliptical orbit with adaptive 4th-order RK

Circular:

$x_0 = 1$ AU

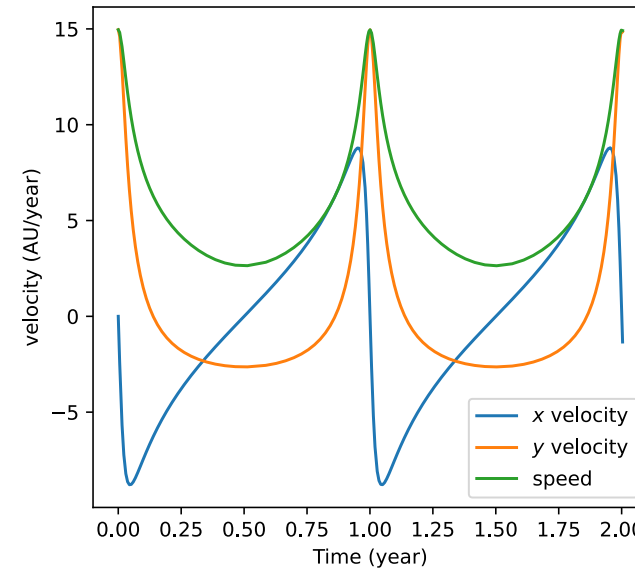
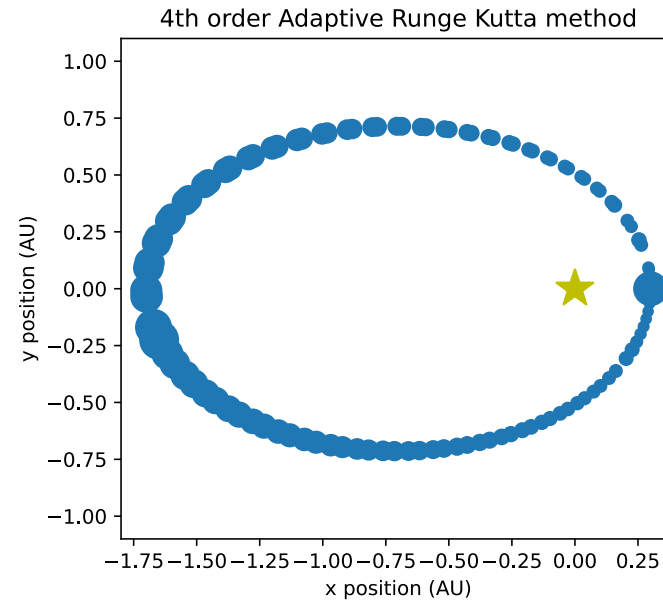
$v_{y0} = 6.283185$ AU/year



Elliptical:

$x_0 = 0.3$ AU

$v_{y0} = 14.955378$ AU/year



Improving the results with local extrapolation

- We can use our knowledge of the error to improve our estimate for $y(t+\Delta t)$ recall that:

$$y(t + 2\Delta t) = y_{\Delta t} + 2c\Delta t^5$$

- And:

$$\epsilon = c\Delta t^5 = \frac{1}{30}(y_{\Delta t} - y_{2\Delta t})$$

- So:

$$y(t + 2\Delta t) = y_{\Delta t} + \frac{1}{15}(y_{\Delta t} - y_{2\Delta t}) + \mathcal{O}(\Delta t^6)$$

- No estimate of the error but presumably better than previous 4th order result

Today's lecture:

More on ordinary differential equations

- Orbit example for Euler method
- Runge-Kutta and adaptive RK method
- Beyond RK: Other methods for ODEs
 - Leapfrog/Verlet/modified midpoint
 - Bulirsch-Stoer Method
- Boundary Value problems
- Eigenvalue problems

Leapfrog method

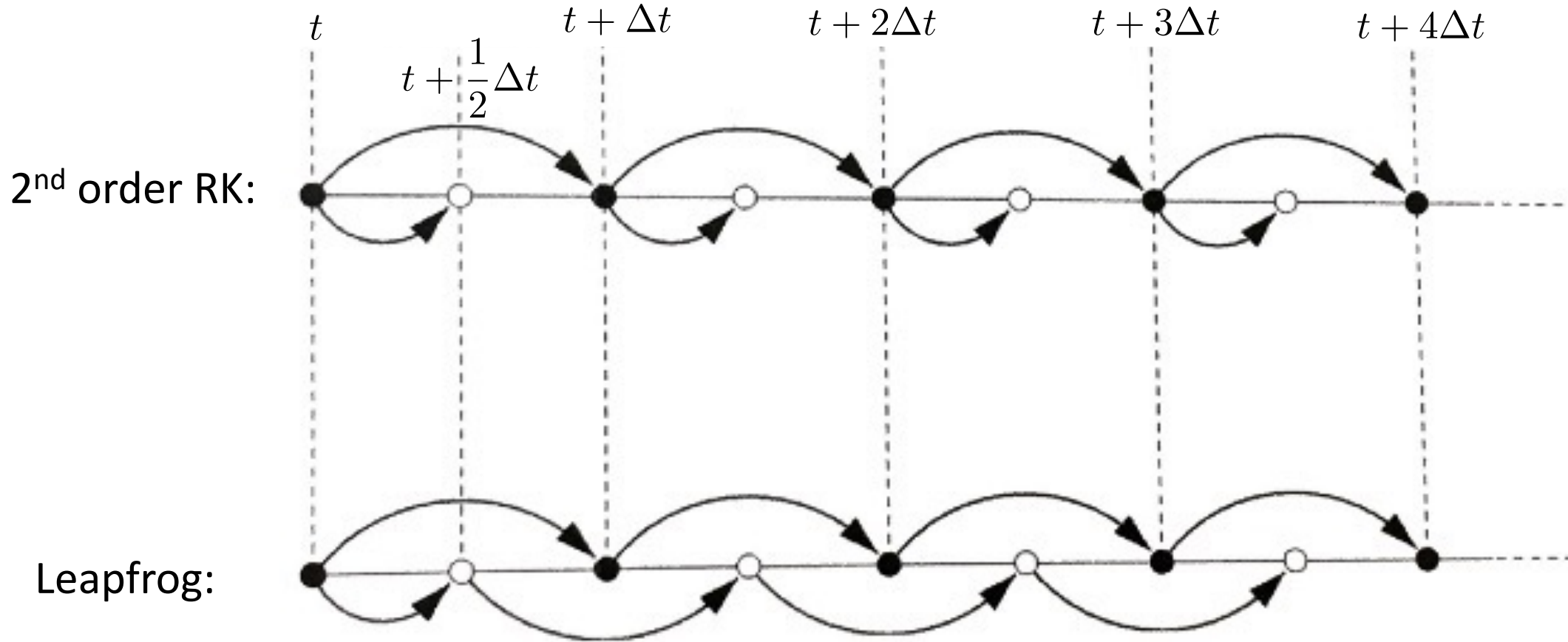
- Recall the second-order RK method:
 - Using the Euler method applied to t to estimate the value of a variable at the midpoint of the interval $t + 1/2\Delta t$

$$y\left(t + \frac{1}{2}\Delta t\right) = y(t) + \frac{1}{2}\Delta t f(y, t)$$

$$y(t + \Delta t) = y(t) + \Delta t f\left[y\left(t + \frac{1}{2}\Delta t\right), t + \frac{1}{2}\Delta t\right]$$

- Leapfrog method uses a similar approach, except calculates the next midpoint by using the Euler method evaluated at **the previous midpoint**

Leapfrog method versus 2nd order RK



(Newman)

Leapfrog method

- Starts out the same as RK:

$$y(t + \frac{1}{2}\Delta t) = y(t) + \frac{1}{2}\Delta t f(y, t)$$

$$y(t + \Delta t) = y(t) + \Delta t f \left[y(t + \frac{1}{2}\Delta t), t + \frac{1}{2}\Delta t \right]$$

- Then:

$$y(t + \frac{3}{2}\Delta t) = y(t + \frac{1}{2}\Delta t) + \Delta t f [y(t + \Delta t), t + \Delta t]$$

$$y(t + 2\Delta t) = y(t + \Delta t) + \Delta t f \left[y(t + \frac{3}{2}\Delta t), t + \frac{3}{2}\Delta t \right]$$

Why the leapfrog method?

- Time reversal symmetric
 - Useful for physics problems where energy conservation is important
- Error is even in step size
 - Ideal starting point for Richardson extrapolation for Bulirsch-Stoer

Leapfrog method is “time-reversal symmetric”

- If we use $-\Delta t$ instead of Δt , we should retrace our steps
- To see this, start with the equations we repeatedly apply for the Leapfrog method:

$$y(t + \Delta t) = y(t) + \Delta t f \left[y\left(t + \frac{1}{2}\Delta t\right), t + \frac{1}{2}\Delta t \right]$$

$$y\left(t + \frac{3}{2}\Delta t\right) = y\left(t + \frac{1}{2}\Delta t\right) + \Delta t f \left[y(t + \Delta t), t + \Delta t \right]$$

- Set step size to $-\Delta t$:

$$y(t - \Delta t) = y(t) - \Delta t f \left[y\left(t - \frac{1}{2}\Delta t\right), t - \frac{1}{2}\Delta t \right]$$

$$y\left(t - \frac{3}{2}\Delta t\right) = y\left(t - \frac{1}{2}\Delta t\right) - \Delta t f \left[y(t - \Delta t), t - \Delta t \right]$$

Leapfrog method is “time-reversal symmetric”

- Now make a trivial shift in time: $t \rightarrow t + \frac{3}{2}\Delta t$
- To get:

$$y(t + \frac{1}{2}\Delta t) = y(t + \frac{3}{2}\Delta t) - \Delta t f [y(t + \Delta t), t + \Delta t]$$

$$y(t) = y(t + \Delta t) - \Delta t f \left[y(t + \frac{1}{2}\Delta t), t + \frac{1}{2}\Delta t \right]$$

- Same as the original: (but moving backwards)

$$y(t + \Delta t) = y(t) + \Delta t f \left[y(t + \frac{1}{2}\Delta t), t + \frac{1}{2}\Delta t \right]$$

$$y(t + \frac{3}{2}\Delta t) = y(t + \frac{1}{2}\Delta t) + \Delta t f [y(t + \Delta t), t + \Delta t]$$

What about 2nd order Runge-Kutta?

- Original expressions: $y(t + \frac{1}{2}\Delta t) = y(t) + \frac{1}{2}\Delta t f(y, t)$

$$y(t + \Delta t) = y(t) + \Delta t f \left[y(t + \frac{1}{2}\Delta t), t + \frac{1}{2}\Delta t \right]$$

- Set step size to $-\Delta t$: $y(t - \frac{1}{2}\Delta t) = y(t) - \frac{1}{2}\Delta t f(y, t)$

$$y(t - \Delta t) = y(t) - \Delta t f \left[y(t - \frac{1}{2}\Delta t), t - \frac{1}{2}\Delta t \right]$$

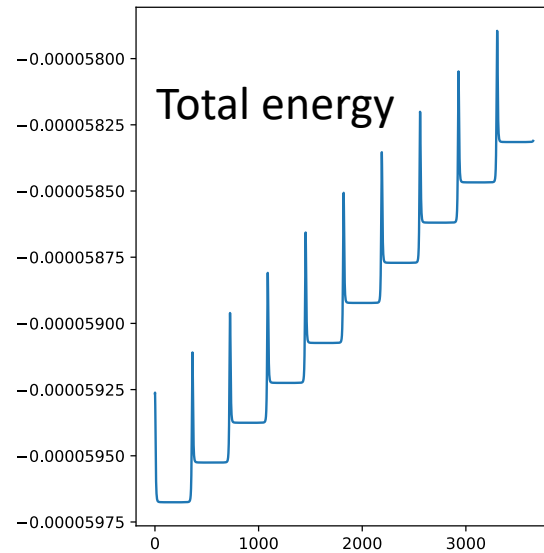
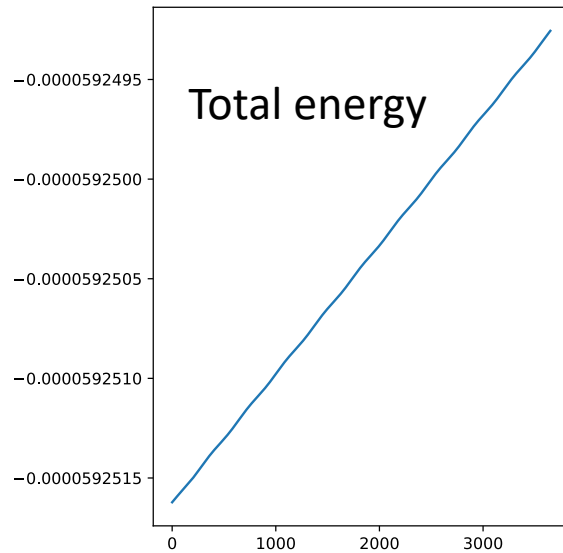
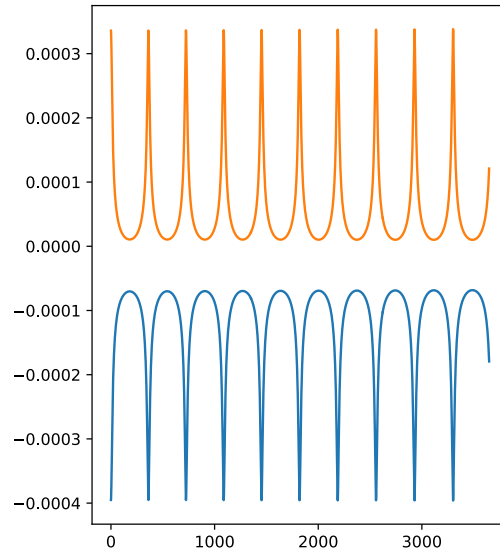
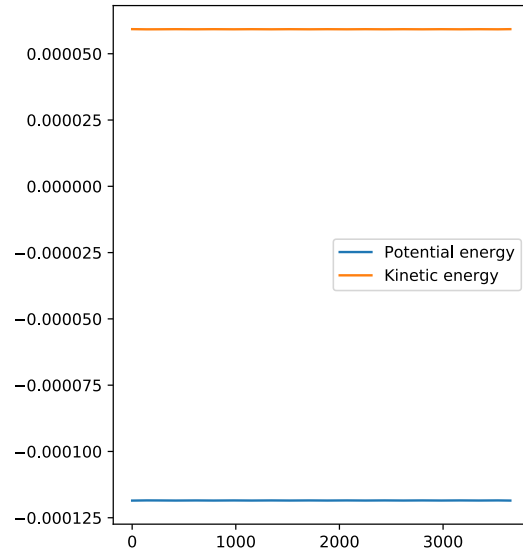
- No way to, e.g., make a shift in t to get back to original operations in the opposite direction
 - Errors will result in broken time-reversal symmetry

Why is time-reversal symmetry important? Energy conservation!

2nd order RK

Circular

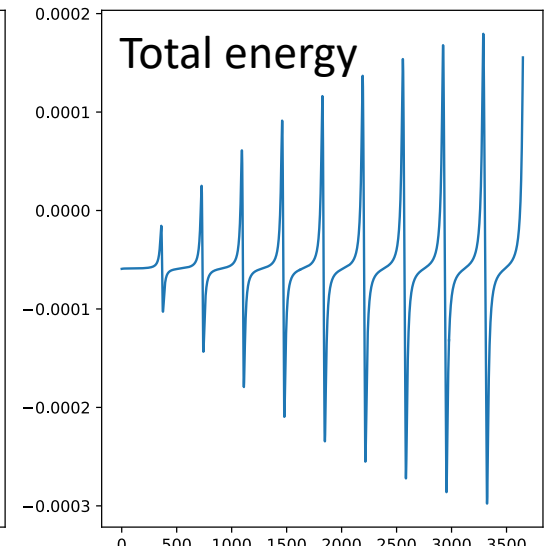
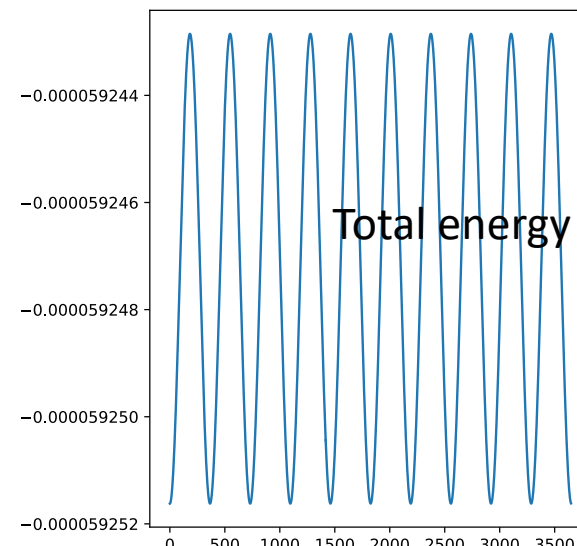
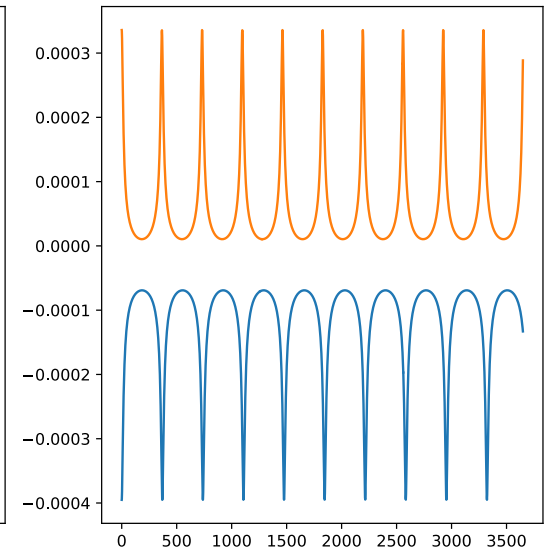
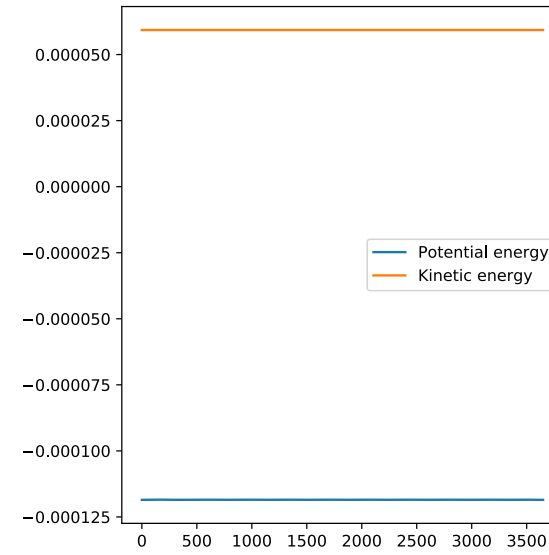
Elliptical



Leapfrog

Circular

Elliptical




Verlet method for equations of motion using leapfrog method

- For this method we will limit ourselves to ODEs of the form of equations of motion:


$$\frac{d\mathbf{x}}{dt} = \mathbf{v}(t), \quad \frac{d\mathbf{v}}{dt} = \mathbf{f}(\mathbf{x}, t)$$

- (i.e., where the RHS of the first equation does not depend on \mathbf{x})
- In that case, we can do the leapfrog method with two equations

Position only at integer steps


$$\mathbf{x}(t + \Delta t) = \mathbf{x}(t) + \Delta t \mathbf{v} \left(t + \frac{1}{2} \Delta t \right)$$

Velocity only at half-integer steps


$$\mathbf{v}(t + \frac{3}{2} \Delta t) = \mathbf{v}(t + \frac{1}{2} \Delta t) + \Delta t \mathbf{f}[\mathbf{x}(t + \Delta t), t + \Delta t]$$

What if we want to know, e.g., the total energy at a point?

- Total energy requires knowing \mathbf{x} and \mathbf{v} at the same point
- Let's just step the velocity back half a step with Euler's method:

$$\mathbf{v}(t + \frac{1}{2}\Delta t) = \mathbf{v}(t + \Delta t) - \frac{1}{2}\Delta t \mathbf{f}[\mathbf{x}(t + \Delta t), t + \Delta t]$$

- Rearrange to get:

$$\mathbf{v}(t + \Delta t) = \mathbf{v}(t + \frac{1}{2}\Delta t) + \frac{1}{2}\Delta t \mathbf{f}[\mathbf{x}(t + \Delta t), t + \Delta t]$$

- Gives velocity at integer points from quantities we have already calculated

Verlet method: Leapfrog in this specific situation of, e.g., EOM:

- First do an initial half step:

$$\mathbf{v}(t + \frac{1}{2}\Delta t) = \mathbf{v}(t) + \frac{1}{2}\Delta t \mathbf{f}[\mathbf{x}(t), t]$$

- Then repeatedly apply:

$$\mathbf{x}(t + \Delta t) = \mathbf{x}(t) + \Delta t \mathbf{v}\left(t + \frac{1}{2}\Delta t\right)$$

$$\mathbf{k} = \Delta t \mathbf{f}[\mathbf{x}(t + \Delta t), t + \Delta t]$$

$$\mathbf{v}(t + \Delta t) = \mathbf{v}(t + \frac{1}{2}\Delta t) + \frac{1}{2}\mathbf{k}$$

$$\mathbf{v}(t + \frac{3}{2}\Delta t) = \mathbf{v}(t + \frac{1}{2}\Delta t) + \mathbf{k}$$

Error of leapfrog/Verlet is even in step size

- Error for a single step is proportional to Δt^3 to leading order
- What about the other orders? Time reversal symmetry gives:

$$\epsilon(-\Delta t) = -\epsilon(\Delta t)$$

- So, the error is an odd function:

$$\epsilon(\Delta t) = c_3\Delta t^3 + c_5\Delta t^5 + c_7\Delta t^7 + \dots$$

- But total error is one order less when we accumulate over all steps:

$$\epsilon_{\text{tot}}(\Delta t) = \epsilon(\Delta t) \times \frac{t_f - t_0}{\Delta t}$$

- So:

$$\epsilon_{\text{tot}}(\Delta t) = b_2\Delta t^2 + b_4\Delta t^4 + b_6\Delta t^6 + \dots$$

Wait, what about initial Euler half step?

$$\mathbf{v}(t + \frac{1}{2}\Delta t) = \mathbf{v}(t) + \frac{1}{2}\Delta t \mathbf{f}[\mathbf{x}(t), t]$$

- Introduces odd (and even) higher-order errors
- We can get rid of these errors with the following procedure.

Removing errors from initial Euler half step

- Define variable at integer and half steps:
$$x_0^{\text{int}} = x(t)$$
$$x_1^{\text{half}} = x_0^{\text{int}} + \frac{1}{2}\Delta t f(x_0^{\text{int}}, t)$$
- Then:
$$x_1^{\text{int}} = x_0^{\text{int}} + \Delta t f(x_1^{\text{half}}, t + \frac{1}{2}\Delta t)$$
$$x_2^{\text{half}} = x_1^{\text{half}}, t + \Delta t f(x_1^{\text{int}}, t + \Delta t)$$
$$x_2^{\text{int}} = x_1^{\text{int}} + \Delta t f(x_2^{\text{half}}, t + \frac{3}{2}\Delta t)$$
$$\vdots$$
$$\vdots$$
$$x_{m+1}^{\text{half}} = x_m^{\text{half}} + \Delta t f(x_m^{\text{int}}, t + m\Delta t)$$
$$x_{m+1}^{\text{int}} = x_m^{\text{int}} + \Delta t f(x_{m+1}^{\text{half}}, t + (m + \frac{1}{2})\Delta t)$$

Removing errors from initial Euler half step: Modified midpoint method

- Take t_f as the final time of the calculation, achieved at step n
- We can write the final solution for $x(t+t_f)$ in two ways:

$$x(t + t_f) = x_n^{\text{int}} = x_n^{\text{half}} + \frac{1}{2} \Delta t f(x_n^{\text{int}}, t + t_f)$$

- Or we can use the average of the two:

$$x(t + t_f) = \frac{1}{2} \left[x_n^{\text{int}} + x_n^{\text{half}} + \frac{1}{2} \Delta t f(x_n^{\text{int}}, t + t_f) \right]$$

- This cancels the error from the initial Euler step!
 - Proved by mathematician William Gragg in 1965
- Modified midpoint method: Using the iterative steps from the previous slide and the above expression for $x(t+t_f)$

Bulirsch-Stoer Method

- Why do we care about the modified midpoint method and even-powered errors? They are the basis of the **Bulirsch-Stoer Method**
- This method combines the modified midpoint method with Richardson extrapolation (e.g., the Romberg method for integrals)

Simple example of Bulirsch-Stoer: First order ODE with one variable

- Equation: $\frac{dx}{dt} = f(x, t)$
- We would like to solve from t to t_f , with $x(t)$ given
- Start by using the modified midpoint method with a single step $\Delta t_1 = t_f$
 - More specifically, two half steps
 - Call this estimate $R_{1,1}$
- Now perform the calculation for $\Delta t_2 = 1/2 t_f$ to get $R_{2,1}$

Performing Richardson extrapolation

- We can write the “exact” expressions since we know the form of the errors (using $\Delta t_1 = 2\Delta t_2$)

$$x(t + t_f) = R_{2,1} + c_1 \Delta t_2^2 + \mathcal{O}(\Delta t_2^4)$$

$$x(t + t_f) = R_{1,1} + c_1 \Delta t_1^2 + \mathcal{O}(\Delta t_1^4) = R_{1,1} + 4c_1 \Delta t_2^2 + \mathcal{O}(\Delta t_2^4)$$

- So:
$$c_1 \Delta t_2^2 = \frac{1}{3}(R_{2,1} - R_{1,1})$$

- And:

$$x(t + t_f) = \underbrace{R_{2,1} + \frac{1}{3}(R_{2,1} - R_{1,1})}_{R_{2,2}} + \mathcal{O}(\Delta t_2^4)$$

New estimate accurate to fourth order!
↓

Performing Richardson extrapolation, cont.

- Let's do another step: Calculate $R_{3,1}$ with $\Delta t_3 = 1/3 t_f$
- Following the same steps as before:

$$R_{3,2} = R_{3,1} + \frac{4}{5}(R_{3,1} - R_{2,1})$$

- Then we can write the “exact” result:

$$x(t + t_f) = R_{3,2} + c_2 \Delta t_3^4 + \mathcal{O}(\Delta t_3^6)$$

- From what we had previously:

$$x(t + t_f) = R_{2,2} + c_2 \Delta t_2^4 + \mathcal{O}(\Delta t_2^6) = R_{2,2} + \frac{81}{16} c_2 \Delta t_3^4 + \mathcal{O}(\Delta t_3^6)$$

- Equating these gives: $c_2 \Delta t_3^4 = \frac{16}{65}(R_{3,2} - R_{2,2})$

Performing Richardson extrapolation, cont.

• So, we have: $x(t + t_f) = \underbrace{R_{3,2} + \frac{16}{65}(R_{3,2} - R_{2,2})}_{R_{3,3}} + \mathcal{O}(\Delta t_3^6)$

↑
New estimate
accurate to sixth
order!

• Where: $R_{3,3} = R_{3,2} + \frac{16}{65}(R_{3,2} - R_{2,2})$

- Three modified midpoint steps, and already have a sixth-order error
 - Gain two orders of accuracy with each step

General Richardson extrapolation

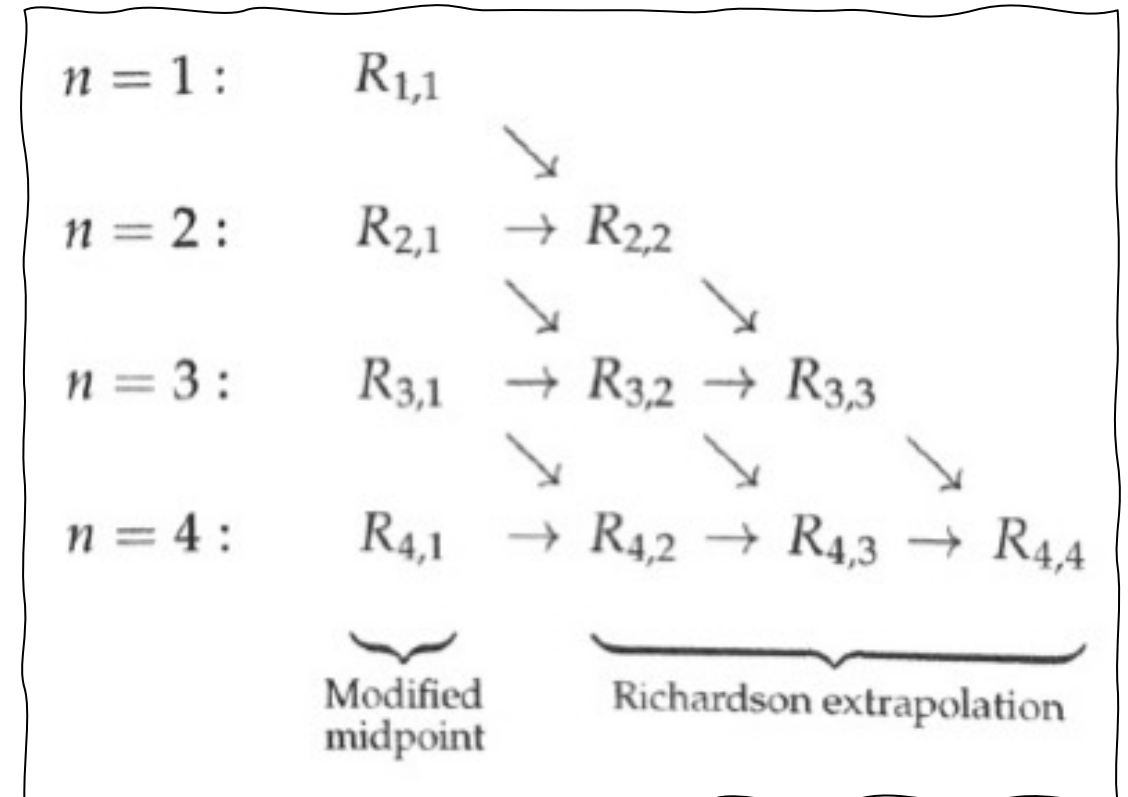
- n is the number of modified midpoint steps, which gives us $R_{n,1}$
 - Can obtain $R_{n,m}$ for $m < n$

$$R_{n,m+1} = R_{n,m} + \frac{R_{n,m} - R_{n-1,m}}{[n/(n-1)]^{2m} - 1}$$

- See Newman Sec. 8.5

- Which gives an estimate of the result:

$$x(t + t_f) = R_{n,m+1} + \mathcal{O}(\Delta_n^{2m+2})$$



(Newman)

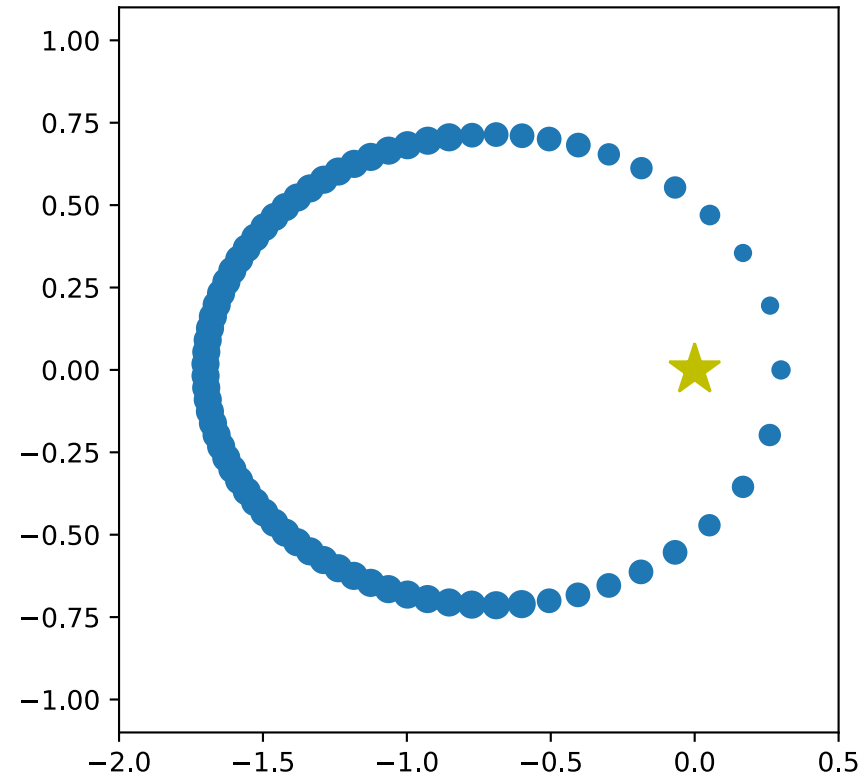
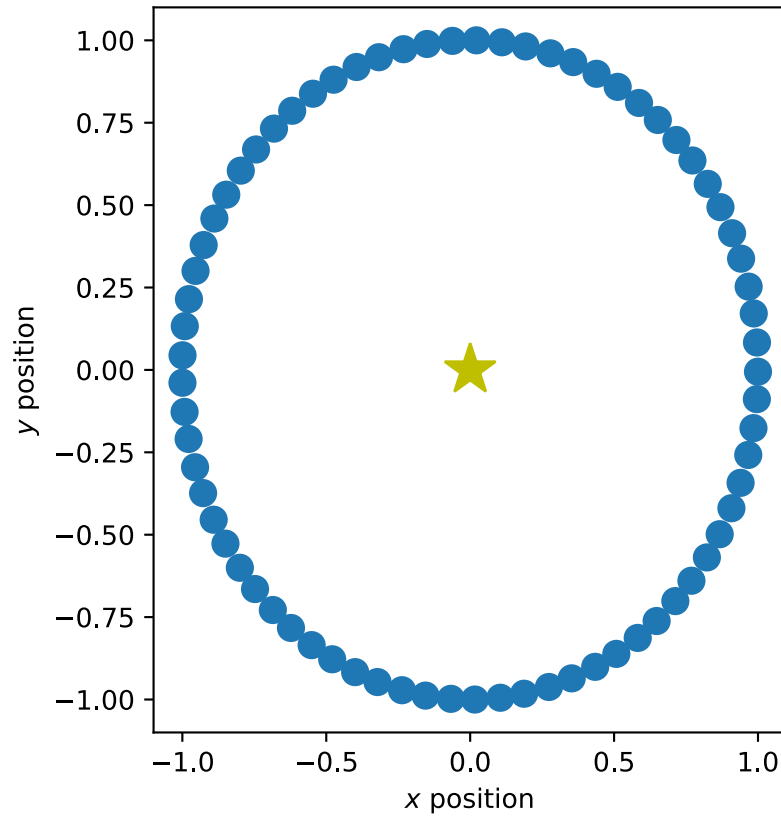
Comments about Bulirsch-Stoer

- Adaptive method: Provides error and estimate
 - Continue until error is below a given accuracy
- Similar approach to Romberg integration with some key differences
 - Increase number of intervals by one in BS instead of doubling in Romberg
 - Not possible to “reuse” previous points like in Romberg
- Only provides accurate estimate for final result $x(t+t_f)$
 - At intermediate points, we just get raw midpoint method estimates (accurate to Δt^2)
 - Not well suited if we need many (100's or 1000's) steps, so only for rather small regions, where we can get accuracy with < 8 steps
- Can divide larger intervals into smaller ones and apply the BS method
- Often gives better accuracy with less work than RK, especially for relatively smooth functions
 - RK should be used for ODEs with pathological behavior, large fluctuations, divergences, etc.

Bulirsch-Stoer Method: Summary

- Say we would like to solve an ODE from t to t_f up to accuracy δ per step
- First, divide the total range into N equal intervals of length t_H . Then do the following steps for each interval:
 - 1. **Perform a modified midpoint step** with one interval from t to t_H to get $R_{1,1}$
 - 2. **Increase the number of intervals** by one to n and calculate $R_{n,1}$ with the modified midpoint method
 - 3. Calculate the “row” via **Richardson extrapolation**, i.e., $R_{n,2} \dots R_{n,n}$
 - 4. **Compare the error** to the target accuracy δt_H . If it is larger than the target accuracy, return to step 2. If it is less than the target accuracy, go to the next interval.

Example: Orbits with the Bulirsch-Stoer method



After class tasks

- **NO CLASS/OFFICE HOURS THURSDAY Sept. 28**
- Homework 2 due Oct. 5 by 11pm
 - Office hours: Mondays, 3:00pm to 4:00pm; Thursdays, 10:00am to 1:00pm
 - Feel free to send me an email, and remember, if you push your changes, I should be able to see them
- Readings:
 - Newman Ch. 8